

ARTICLE

Received 3 Aug 2011 | Accepted 13 Sep 2011 | Published 11 Oct 2011

DOI: 10.1038/ncomms1507

Osmium evidence for synchronicity between a rise in atmospheric oxygen and Palaeoproterozoic deglaciation

Yasuhito Sekine¹, Katsuhiko Suzuki^{2,3}, Ryoko Senda², Kosuke T. Goto^{4,†}, Eiichi Tajika¹, Ryuji Tada⁴, Kazuhisa Goto⁵, Shinji Yamamoto⁴, Naohiko Ohkouchi⁶, Nanako O. Ogawa⁶ & Teruyuki Maruoka⁷

Early Palaeoproterozoic (2.5–2.0 billion years ago) was a critical phase in Earth's history, characterized by multiple severe glaciations and a rise in atmospheric O₂ (the Great Oxidation Event). Although glaciations occurred at the time of O₂ increase, the relationship between climatic and atmospheric transitions remains poorly understood. Here we report high concentrations of the redox-sensitive element Os with high initial ¹⁸⁷Os/¹⁸⁸Os values in a sandstone–siltstone interval that spans the transition from glacial diamictite to overlying carbonate in the Huronian Supergroup, Canada. Together with the results of Re, Mo and S analyses of the sediments, we suggest that immediately after the second Palaeoproterozoic glaciation, atmospheric O₂ levels became sufficiently high to deliver radiogenic continental Os to shallow-marine environments, indicating the synchronicity of an episode of increasing O₂ and deglaciation. This result supports the hypothesis that climatic recovery from the glaciations acted to accelerate the Great Oxidation Event.

¹ Department of Complexity Sci. & Engr., University of Tokyo, Kiban 4E5 (mb.408), 5-1-5 Kashiwanoha, Kashiwa, Chiba 277-8561, Japan. ² Institute for Research on Earth Evolution, JAMSTEC, Yokosuka, Kanagawa 237-0061, Japan. ³ Precambrian Ecosystem Laboratory, JAMSTEC, Yokosuka, Kanagawa 237-0061, Japan. ⁴ Department of Earth and Planetary Sci., University of Tokyo, Bunkyo, Tokyo 113-0033, Japan. ⁵ Planetary Exploration Research Center, Chiba Institute of Technology, Narashino, Chiba 275-0016, Japan. ⁶ Institute of Biogeoscience, JAMSTEC, Yokosuka, Kanagawa 237-0061, Japan. ⁷ Graduate School of Life & Environ. Sci., University of Tsukuba, Tsukuba, Ibaraki 305-8572, Japan. †Present address: Geological Survey of Japan, AIST, Tsukuba 305-8567, Japan. Correspondence and requests for materials should be addressed to Y.S. (email: sekine@k.u-tokyo.ac.jp).

Earth's atmosphere is suggested to have shifted from anoxic to oxic in early Palaeoproterozoic during ~2.45–2.2 billion years ago (Ga)^{1–8}. Any increase in O₂ would have resulted in reduced atmospheric methane levels, triggering glaciations². Alternatively, dramatic geological events such as a global glaciation could have caused a shift in the balance of oxidants and reductants at Earth's surface^{8–10}. Although several hypotheses have been proposed with regard to correlating geologic events and atmospheric transition, their relationship remains poorly constrained. To develop a more complete history of interactions in Earth's system, investigating continuous records of atmospheric O₂ levels in response to geological events is prerequisite.

The abundance of redox-sensitive elements in sedimentary rocks is a useful proxy of atmospheric O₂ levels^{5,6,11}. Under an oxidizing atmosphere, the redox-sensitive elements in continental crust (for example, Os, Re and Mo) are mobilized in the hydrological cycle by oxidative weathering, leading to high concentrations in sediments deposited within anoxic oceans¹¹. Under an anoxic atmosphere, in contrast, redox-sensitive elements do not enter the oceans through continental weathering¹¹. We propose that records of the abundance of the redox-sensitive element Os and its initial ¹⁸⁷Os/¹⁸⁸Os values in sedimentary rocks represent a promising tool for reconstructing variations in atmospheric O₂ during the Great Oxidation Event. Continental sulphides and granites contain high levels of radiogenic ¹⁸⁷Os (currently, ¹⁸⁷Os/¹⁸⁸Os~1.4)^{12,13}. Accordingly, onset of the oxidative delivery of continental Os to the oceans would be recorded as a rise in ¹⁸⁷Os/¹⁸⁸Os value in sediments¹² relative to the value dominated by non-radiogenic mantle-derived and extraterrestrial sources of Os (¹⁸⁷Os/¹⁸⁸Os~0.11 in the Palaeoproterozoic)¹². In addition, because the redox potential for the oxidization of Os is higher than that of conventional redox-sensitive elements (Mo and Re), the records of Os abundance in sedimentary rock may allow us to reconstruct the accumulation of high levels of atmospheric O₂. In fact, studies of the Os isotopic compositions of 2.50-Ga organic-rich shales¹¹ and of authigenic pyrite in 2.32 Ga shales¹⁴ show no clear evidence of the oxidative weathering of Os, but Mo and Re enrichments are found in the 2.50-Ga organic-rich shale¹¹.

In the present study, we analysed the abundances of redox-sensitive elements (Os, Re, Mo and U) and Os isotopic compositions

in sediments deposited during and after the second Palaeoproterozoic glaciation, to evaluate the role of climate change in the rise of atmospheric O₂. We focus on shallow-marine sediments, because the signal of the onset of oxidative weathering of Os would first appear in shallow-marine environments^{15,16}. We found the enhancements of Re, Mo and Os with high initial ¹⁸⁷Os/¹⁸⁸Os in the sediments, suggesting that the oxidative delivery of these elements to shallow-marine environments has started in the period of climatic recovery from the second Palaeoproterozoic glaciation.

Results

Sampling and the geological setting. The Huronian Supergroup is a sequence of early Palaeoproterozoic sediments and minor volcanic rocks. The studied samples were collected from the Bruce and Espanola formations of the 2.45–2.22 Ga Huronian Supergroup^{1,17} (Fig. 1). Presences of detrital pyrite and uraninite in the lower units of the Huronian Supergroup suggest low O₂ levels in the atmosphere at the time of deposition¹; meanwhile, both presence of redbeds and disappearance of mass-independent fractionation in sulphur in the upper units suggest that a significant rise in atmospheric O₂ would have occurred around the second glaciation in the Huronian Supergroup^{1,8} (Fig. 1a).

The sampling site of the present study is located in the western part of the Huronian Supergroup (called the Elliot Lake area) (Supplementary Fig. S1), where the boundary between the Bruce and Espanola formations is exposed on the east side of Highway 108 (refs 17,18) (46.248°N, 82.402°W). At the sampling site, a sandstone–siltstone interval (~1.5 m thick) separates diamictites of the underlying Bruce Formation from laminated limestone of the overlying Espanola Formation¹⁸ (Fig. 1b). The relatively sudden change from glacial diamictite of the Bruce Formation to carbonate of the Espanola Formation implies a climatic shift from icehouse to greenhouse conditions. The lower part of the sandstone–siltstone interval consists of massive sandstone that changes upward to laminated siltstone, probably reflecting upward deepening associated with a post-glacial marine transgression in a shallow-marine environment¹⁸. Individual and clustered authigenic sulphide crystals with diameters of ~100 μm or less are observed parallel to laminae in the sandstone–siltstone interval (Supplementary Fig. S2; Supplementary Note 1).

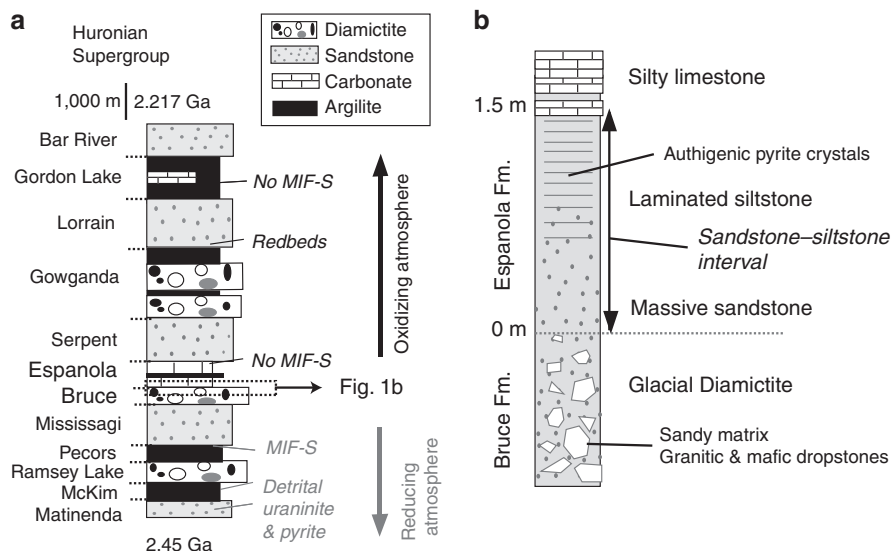


Figure 1 | Stratigraphy of the Huronian Supergroup. (a) Simplified stratigraphy of the Huronian Supergroup¹, showing proxy indicators of redox conditions in the atmosphere^{1,8}. The depositional age of the Huronian Supergroup is constrained to between about 2.45 and 2.217 Ga, based on the dating of dyke swarms in basement rocks and the post-Huronian Nipissing diabase, respectively^{1,2}. Detrital uraninite and pyrite and mass-independent fractionation in sulphur (MIF-S) are found in the lower units^{1,8}; whereas, presence of redbeds and disappearance of MIF-S are observed in the upper units^{1,8}. (b) Stratigraphy of the boundary between the Bruce and Espanola formations. The Bruce Formation contains granitic and mafic dropstones of up to cobble size, in a matrix of grey-green sandstone. The boundary is defined as the uppermost occurrence of dropstones.

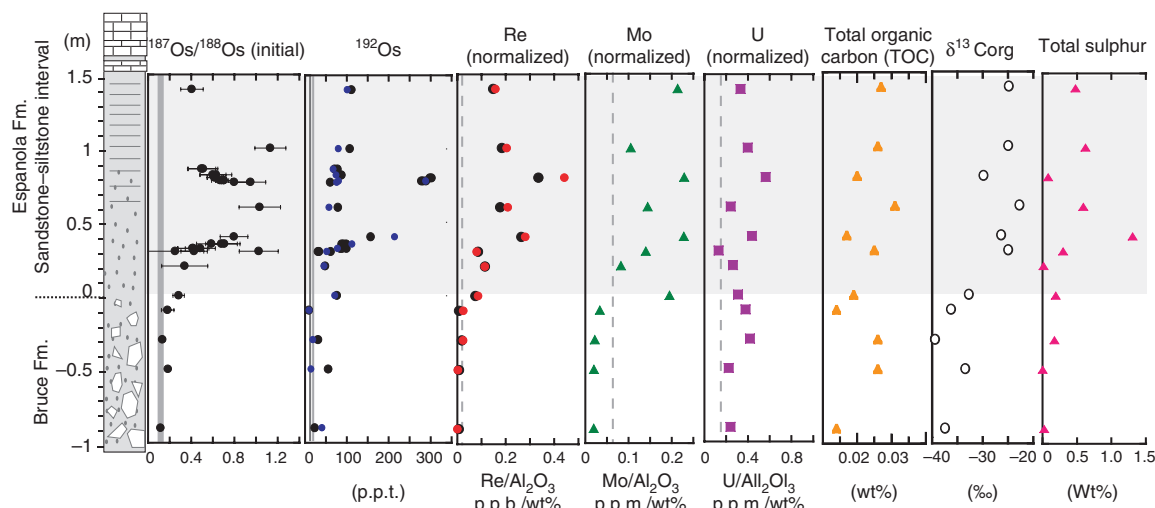


Figure 2 | Geochemical trends across the Bruce–Espanola boundary. Initial $^{187}\text{Os}/^{188}\text{Os}$ values, abundances of redox-sensitive elements, TOC content, carbon isotopic values in TOC ($\delta^{13}\text{C}_{\text{org}}$), and total sulphur content are shown. Light grey area represents the sandstone-siltstone interval. The average ^{192}Os concentrations in upper continental crust¹² and oceanic basalt²⁰ are shown as dark and light lines, respectively, in the plot showing Os concentration. Dashed lines show average Re, Mo and U concentrations normalized by Al_2O_3 in upper continental crust²⁴. Initial $^{187}\text{Os}/^{188}\text{Os}$ values were obtained based on a depositional age of 2.3 ± 0.2 Ga. The grey line in the plot showing initial $^{187}\text{Os}/^{188}\text{Os}$ represents the value of mantle-derived components at the time of deposition²⁰. The errors in the initial $^{187}\text{Os}/^{188}\text{Os}$ values are mainly derived from the errors in depositional age. Black circles in the ^{192}Os and Re plots represent the results using inverse aqua regia dissolution media, and red and blue circles represent those using chromium-sulphuric acid.

We analysed isotopic compositions of Os and Re, abundances of Os and other redox-sensitive transition elements, Re, Mo and U in the bulk rock samples (Methods). Total sulphur (TS) and total organic carbon (TOC) contents and carbon isotopic ratio in TOC ($\delta^{13}\text{C}_{\text{org}}$) in the bulk rock samples are also analysed (Methods). The surfaces of the whole rock samples were cut off and polished with corundum powders to remove potential contaminants. Then, the rocks were cleaned with ultrasonic. The cleaned samples ($\sim 2\text{--}4$ g) were crushed with an agate mortar. For diamictite samples, we removed dropstones and used the sandstone-matrix. The regional settings and rock description are also described in Supplementary Notes 1 and 2. The results of analyses are summarized in Supplementary Tables S1–S3.

Geochemical trend of the Bruce–Espanola boundary. Figure 2 shows variations in the abundances of Os (non-radiogenic ^{192}Os), Re, Mo and U across the boundary between the Bruce and Espanola formations (herein referred to as the Bruce–Espanola boundary). In the sandstone-siltstone interval, ^{192}Os abundance is enriched by a factor of 2–20 relative to levels in typical upper continental crust and oceanic basalt. We used chromium-sulphuric acid and inverse aqua regia as dissolution media in Re–Os analyses (Methods and Supplementary Note 3). Given that chromium-sulphuric acid dissolves detrital components much less efficiently than does inverse aqua regia, the similarity of the results obtained using the different media (Fig. 2) indicates that the enrichment in Os (and Re) is not related to the detrital component. In addition, the Os concentration in cobbles (which is representative of the average Os concentration of the detrital component) in the diamictites is very low ($^{192}\text{Os} \approx 4$ p.p.t.) compared with that in the bulk sediments ($^{192}\text{Os} \sim 10\text{--}300$ p.p.t.). These results indicate the authigenic enrichment of Os in the sediments. The sandstone-siltstone interval is also marked by high levels of Re and Mo (Fig. 2), which is consistent with the oxidative weathering of redox-sensitive elements and subsequent incorporation in the sediments¹⁹. Given the correlation between Os abundance and TS content in the sediments (Fig. 2; Supplementary Fig. S3), a large component of the Os in the sandstone-siltstone interval is hosted by authigenic sulphide minerals (Supplementary Note 2). These suggest that such minerals are good

indicators of the Os isotopic composition of post-glacial bottom water and pore water in sediments.

Based on a depositional age of 2.3 ± 0.2 Ga (an age bound of the Huronian Supergroup), we calculated temporal variations in initial $^{187}\text{Os}/^{188}\text{Os}$ around the Bruce–Espanola boundary (Fig. 2). The initial $^{187}\text{Os}/^{188}\text{Os}$ shows an abrupt increase to ~ 0.8 at the base of the sandstone-siltstone interval, and varies between 0.4 and 1.1 within the interval; the value within the diamictite is very low, similar to the value of mantle-derived components at ~ 2.3 Ga (ref. 20). The increase in initial $^{187}\text{Os}/^{188}\text{Os}$ in the sandstone-siltstone interval is matched by an increase in Os abundance, strongly indicative of a marked increase in the input of radiogenic Os at the cessation of glaciation. Elevated Os levels in sedimentary rocks might also arise from extraterrestrial^{21,22} or hydrothermal inputs²³; however, these processes typically provide non-radiogenic Os^{21,23}. The occurrence of much younger alteration would have added Re and radiogenic Os via interaction between oxygenated fluids and organic material in the sediments. However, such interaction would have resulted in a large degree of scatter in the Re–Os isochron plot. Although the scatter in the isochron plot may represent small-scale ($< \sim 10$ cm; that is, the sample resolution) mobilization of Os and Re by post-depositional alteration, all the data plot within the range expected to develop over a period of 2.3 Ga given initial $^{187}\text{Os}/^{188}\text{Os}$ values that are intermediate between mantle-derived and continental values (Fig. 3; Supplementary Note 4). These results do not support the much later addition of radiogenic Os.

Discussion

Given the above observations, we interpret the systematic variations in Os record observed around the Bruce–Espanola boundary to represent evidence for the onset of the oxidative weathering of radiogenic Os on the continents¹² (Fig. 4). We hypothesize that atmospheric O_2 levels increased immediately after the second Palaeoproterozoic glaciation sufficient to mobilize continental Os into the hydrological cycle. Because a large part of the oceans was possibly still anoxic at that time^{5,24}, the dissolved Os delivered via rivers would have been reduced to immobile Os over a short period, probably before mixing homogeneously in the oceans. In such case, most of the delivered Os would have accumulated within shallow-marine

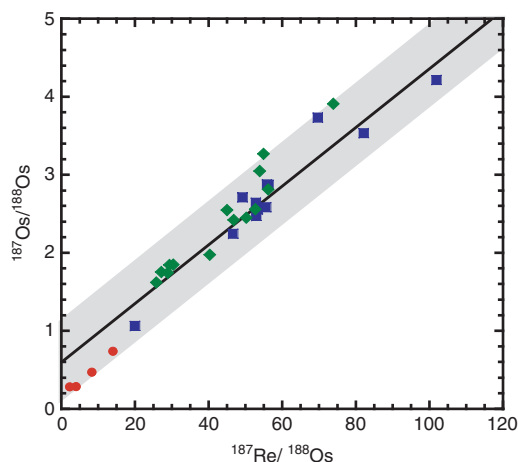


Figure 3 | Re-Os isochron diagram for the samples. The grey area represents the range of $^{187}\text{Re}/^{188}\text{Os}$ and $^{187}\text{Os}/^{188}\text{Os}$ expected to develop over ~ 2.3 Ga given initial $^{187}\text{Os}/^{188}\text{Os}$ values of between the mantle-derived (0.11) and continental values (~ 1.4)¹². Colours of the data points represent the positions in the stratigraphy. Red circles represent the samples from the Bruce formation (< 0 m from the boundary). Blue squares and green diamonds represent the samples from the lower (0–0.5 m from the boundary) and upper part (0.5–1.5 m from the boundary) of the sandstone-siltstone interval, respectively.

environments (Fig. 4; Supplementary Note 5). Within deep-marine environments during the same period, such as the lower Timeball Hill Formation²⁵, in contrast, continental Os would have remained depleted because of the short residence time of Os in the anoxic ocean. This would have resulted in the non-radiogenic, hydrothermal Os in the Timeball Hill Formation¹⁴.

We estimate the O_2 level required for continental Os to enter the oceans, above the level at which Fe^{2+} is oxidized to Fe^{3+} in soils, as Fe^{2+} has a major role as a reductant in converting dissolved Os into immobile Os²⁶. Thus, if Fe^{2+} is abundant in rivers, little Os would be expected to enter the oceans. Under anoxic atmospheres, soils are a source of Fe^{2+} to rivers. To oxidize Fe^{2+} to Fe^{3+} in soils, atmospheric O_2 should be $\geq 10^{-4}$ times the present atmospheric level (PAL)^{5,6}; accordingly, O_2 is considered likely to have reached this level. Insoluble U^{4+} can be converted to soluble U^{6+} under conditions similar that for oxidization of Fe^{2+} to Fe^{3+} (ref. 27). Although a gradual, upward increase in U abundance (Fig. 2) might reflect an increase in soluble U^{6+} concentration, low levels of U enrichment relative to those of Re, Mo, and Os imply that atmospheric O_2 would not have substantially exceeded $\sim 10^{-4}$ PAL. Figure 2 also shows that the observed high $^{187}\text{Os}/^{188}\text{Os}$ values seem to decrease in the upper part of this section, whereas those of Mo and Re do not. This also implies that the atmospheric O_2 had been fluctuated around $\sim 10^{-4}$ PAL where Mo and Re is sufficiently delivered to the oceans but Os is not.

Previous studies have proposed a possible link between glaciations and the rise in O_2 (refs 2,3,8–10). For example, a global warming in a glacial aftermath may have provided nutrients to the ocean via chemical weathering, leading to a cyanobacterial bloom^{8,9,17}. In fact, the recovery of carbon isotopic values in TOC to $\sim 25\%$ preceding Os enrichment (Fig. 2) implies that primary production by photosynthesis has become predominant in the glacial aftermath (Supplementary Note 6). In addition, melting at the glacier base would release H_2O_2 , which interacts with seawater to form O_2 (ref. 9). Our observations support the hypothesis that climatic recovery acted to accelerate atmospheric oxidization^{3,8–10}.

Alternatively, if the rise in O_2 occurred before the second Palaeoproterozoic glaciation, because of increased subaerial volcanism²⁸, another explanation is required for the low abundances of

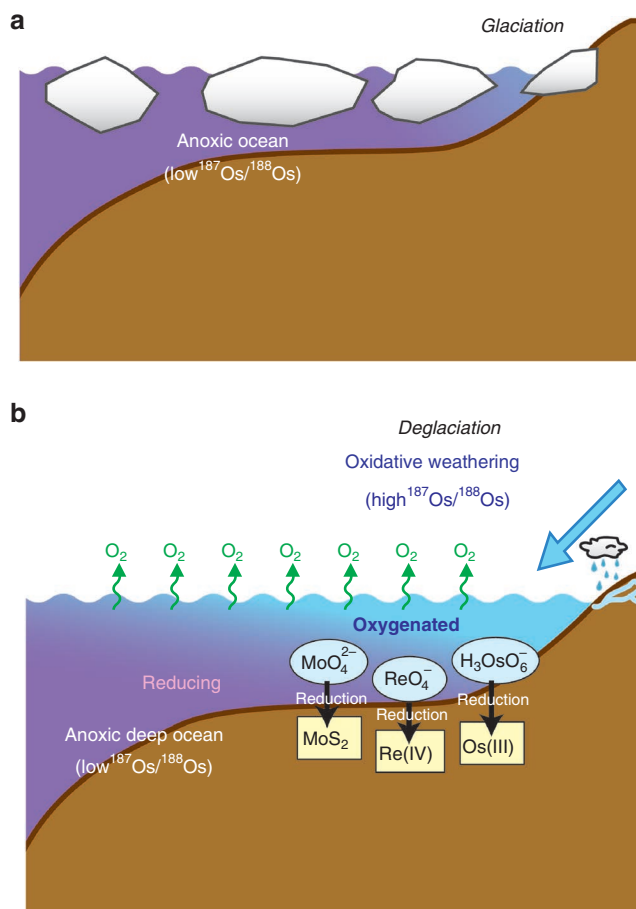


Figure 4 | Redox conditions of the atmosphere and oceans. (a) During the second Palaeoproterozoic glaciation, the atmospheric O_2 levels are likely to have been low. It is considered that the shallow-marine environments were also reducing during the glaciation. (b) In the glacial aftermath, the atmospheric O_2 levels would have become high, sufficient to deliver radiogenic Os to the ocean. The redox-sensitive elements on continents, such as Os, Re and Mo, would have been delivered to the ocean under oxidizing atmospheric conditions and then would have been reduced and deposited in shallow-marine environments, leading to enrichments in the sediments.

redox-sensitive elements and low initial $^{187}\text{Os}/^{188}\text{Os}$ in the Bruce Formation. The Snowball Earth hypothesis^{3,29} predicts a shutdown of the hydrological cycle, thereby severely restricting the input of redox-sensitive elements into the oceans. To assess the possibility of a Snowball Earth at the time of the glaciation recorded by the Bruce Formation, further palaeomagnetic studies are required. If that is confirmed, it would mean that the Bruce Snowball glaciation preceded the Makganyene Snowball glaciation^{2,3} in the Palaeoproterozoic, and that Snowball Earth events might have occurred as pairs at both the beginning and end of Proterozoic in Earth's history.

Methods

Re-Os analysis. Sample weights for Re-Os analysis are ~ 1.0 – 2.0 g for diamictite and ~ 0.3 g for the sandstone-siltstone interval. The analytical procedure for the Os and Re concentrations and Os isotopes of this study is based on isotope dilution combined with Carius tube digestion, carbon tetrachloride and solvent extractions, microdistillation, and column separations (for example, refs 20,30). For each analysis, powdered whole rock samples, mixed with a known amount of ^{185}Re and ^{190}Os spike solutions, were dissolved and equilibrated with dissolution medium using the Carius tube method. We used two types of dissolution medium for the Re-Os analysis; chromium-sulphuric acid (5 ml) and inverse aqua regia (10 ml). The chromium-sulphuric acid had to be purified for Re and Os before use. The purification method given by ref. 31 was followed in the present study. After heating sealed Carius tubes at 230°C for at least 24 h, Os was extracted by carbon tetrachloride

and subsequently back-extracted into 9N HBr. Micro-distillation further purified the extracted Os. Rhenium was separated from the aqueous phase using Muromac's AG 1-X8 anion exchange resin^{30,32}.

The Os and Re isotopic measurements were performed with a ThermoFinnigan TRITON (NTIMS) at JAMSTEC^{30,32}. The Os was loaded on a high-purity Pt filament that had been baked in air to high temperatures for 3 min before loading. The samples were covered with 10 µg Ba using a 10,000 p.p.m. Ba(NO₃)₂ solution. The instrumental mass fractionation of Os was corrected by normalizing the measured ¹⁹²Os/¹⁸⁸Os ratio to 3.08271 (ref. 30). Rhenium isotope ratios were measured with a total evaporation technique³². The total blank levels for Re and Os are shown in the note of Supplementary Tables S1 and S2. The reproducibility of replicate analyses was examined using molybdenite (high Os concentrations) and andesite (low Os concentrations) by ref. 30. The Re-Os model ages determined for the standard molybdenite samples have an excellent reproducibility of ±0.34% ($n=3$, 2σ)³⁰. The Re-Os age for the standard molybdenite samples (221.1±0.8 Ma) is also in excellent agreement with the Re-Os ages of 221.5±0.3 and 221.3±0.2 Ma obtained previously³⁰. The ¹⁸⁷Os/¹⁸⁸Os ratios and Re and Os concentrations of the five standard andesite samples are 0.2092±0.0078 (2σ) and 46.7±1.6 and 11.4±1.5 p.p.t., respectively³⁰. The reproducibility of the standard andesite samples is also high enough for Re-Os analyses of low-Os samples. More detailed data about the reproducibility are shown in ref. 30.

Major and trace elements. Bulk chemical and mineralogical compositions of the rock samples were analysed with standard X-ray fluorescence technologies (AXIOS, PANalytical) and an X-ray Diffractometer (X'PERT-PRO, PANalytical), respectively, at University of Tokyo. For the measurements of Mo and U abundance, we used ~100 mg of the rock powder. The powder samples were digested with HNO₃, HClO₄ and HF. After evaporation of acids to near dryness, the residues were dissolved in a HNO₃ (2%) and HF (0.1%) solution. The Mo and U abundances in the solutions were measured with an inductive-coupled plasma mass spectrometer (7500ce; Agilent) at JAMSTEC.

Sulphur analysis. TS analysis for the powder samples was conducted with a helium-gas continuous-flow isotope-ratio mass spectrometer (Isoprime-EA (Isoprime)) at University of Tsukuba. Sample weights for the TS analyses are ~3 mg. TS contents of the samples represent the mean values of four repeated measurements of the powder samples. Errors for the TS contents are obtained from one standard deviation of the repeated measurements.

Carbon analysis. For TOC and δ¹³C_{org} analyses, the powder samples were treated with 4 M hydrochloric acid for 2 days. Then, they were washed with distilled water several times to remove calcium salt and dried in an oven. Measurements for TOC contents and their carbon isotopic compositions were performed by an on-line system of Finnigan Delta Plus XP isotope-ratio mass spectrometry at JAMSTEC^{33,35}. Total organic carbon content in the samples was determined by calibrated ion currents of m/z 44, 45, and 46 in isotope ratio mass spectrometry. Carbon isotopic compositions were expressed as conventional δ notation against V-PDB standard; δ¹³C = (¹³R_{sample}/¹³R_{standard} - 1) × 1,000, where ¹³R is ¹³C/¹²C ratio.

References

- Young, G. M., Long, D. G. F., Fedo, C. M. & Nesbitt, H. W. Paleoproterozoic Huronian basin: product of a Wilson cycle punctuated by glaciations and a meteorite impact. *Sedimentary Geol.* **141–142**, 233–254 (2001).
- Kopp, R. E., Kirschvink, J. L., Hilburm, I. A. & Nash, C. Z. The Paleoproterozoic snowball Earth: a climate disaster triggered by the evolution of oxygenic photosynthesis. *Proc. Natl Acad. Sci. USA* **102**, 11131–11136 (2005).
- Kirschvink, J. L. *et al.* The Paleoproterozoic snowball Earth: extreme climatic and geochemical global change and its biological consequences. *Proc. Natl Acad. Sci. USA* **97**, 1400–1405 (2000).
- Bekker, A. *et al.* Dating the rise of atmospheric oxygen. *Nature* **427**, 117–120 (2004).
- Canfield, D. E. The early history of atmospheric oxygen. *Annu. Rev. Earth Planet. Sci.* **33**, 1–36 (2005).
- Rye, R. & Holland, H. D. Paleosols and the evolution of atmospheric oxygen: A critical review. *Am. J. Sci.* **298**, 621–672 (1998).
- Pavlov, A. A. & Kasting, J. F. Mass-independent fractionation of sulfur isotopes in Archean sediments: Strong evidence for an anoxic Archean atmosphere. *Astrobiology* **2**, 27–41 (2002).
- Papineau, D., Mojzsis, S. J. & Schmitt, A. K. Multiple sulfur isotopes from Paleoproterozoic Huronian interglacial sediments and the rise of atmospheric oxygen. *Earth Planet. Sci. Lett.* **255**, 188–212 (2007).
- Sekine, Y. *et al.* Anomalous negative excursion of carbon isotope in organic carbon after the last Paleoproterozoic glaciation in North America. *Geochem. Geophys. Geosys* **11**, 1–10 (2010).
- Liang, M.-C., Hartman, H., Kopp, R. E., Kirschvink, J. L. & Yung, Y. L. Production of hydrogen peroxide in the atmosphere of a Snowball Earth and the origin of oxygenic photosynthesis. *Proc. Natl Acad. Sci. USA* **103**, 18896–18899 (2006).
- Anbar, A. D. *et al.* A whiff of oxygen before the Great Oxidation Event? *Science* **317**, 1903–1906 (2007).
- Peucker-Ehrenbrink, B. & Ravizza, G. The marine osmium isotope record. *Terra Nova* **12**, 205–219 (2000).
- Hattori, Y., Suzuki, K., Honda, M. & Shimizu, H. Re-Os isotope systematic of the Taklimakan Desert sands, moraines and river sediments around the Taklimakan Desert, and of Tibetan soils. *Geochim., Cosmochim., Acta* **67**, 1195–1205 (2003).
- Hannah, J. L., Bekker, A., Stein, H. J., Markey, R. J. & Holland, H. D. Primitive Os and 2,316 Ma age for marine shale: implications for Paleoproterozoic glacial events and the rise of atmospheric oxygen. *Earth Planet. Sci. Lett.* **225**, 43–52 (2004).
- Ravizza, G. E. & Bothner, M. H. Osmium isotopes and silver as tracers of anthropogenic metals in sediments from Massachusetts and Cape Cod bays. *Geochim. Cosmochim. Acta* **60**, 2753–2763 (2006).
- McArthur, J. M., Algeo, T. J., van de Schootbrugge, B., Li, Q. & Howarth, R. J. Basinal restriction, black shales, Re-Os dating, and the Early Toarcian (Jurassic) oceanic anoxic event. *Paleoceanography* **23**, PA4217 (2008).
- Bekker, A., Kaufman, A. J., Karhu, J. A. & Eriksson, K. A. Evidence for Paleoproterozoic cap carbonates in North America. *Precam. Res.* **137**, 167–206 (2005).
- Bennett, G. *The Huronian Supergroup between Sault Ste Marie and Elliot Lake, Field Trip Guidebook*, Vol. 54, part 4 65 (Institute on Lake Superior Geology, Sault Ste Marie, 2006).
- Kendall, B. *et al.* Pervasive oxygenation along late Archean ocean margins. *Nature Geosci.* **3**, 647–652 (2010).
- Shirey, S. B. & Walker, R. J. The Re-Os isotope system in cosmochemistry and high-temperature geochemistry. *Annu. Rev. Earth Planet. Sci.* **26**, 423–500 (1998).
- Paquay, F. S., Ravizza, G. E., Dalai, T. K. & Peucker-Ehrenbrink, B. Determining chondritic impactor size from the marine osmium isotope record. *Science* **320**, 214–218 (2008).
- Bodiselsch, B., Koeberl, C., Master, S. & Reimold, W. U. Estimating duration and intensity of Neoproterozoic snowball glaciations from Ir anomalies. *Science* **308**, 239–242 (2005).
- Ravizza, G., Martin, C. E., German, C. R. & Thompson, G. Os isotopes as tracers in seafloor hydrothermal systems: metalliferous deposits from the TAG hydrothermal area, 26°N Mid-Atlantic Ridge. *Earth Planet. Sci. Lett.* **138**, 105–119 (1996).
- Arnold, G. L., Anbar, A. D., Barling, J. & Lyons, T. W. Molybdenum isotope evidence for widespread anoxia in mid-Proterozoic oceans. *Science* **304**, 87–90 (2004).
- Coetsee, L. L., Beukes, N. J., Gutzmer, J. & Kakegawa, T. Links of organic carbon cycling and burial to depositional depth gradients and establishment of a snowball Earth at 2.3 Ga. Evidence from the Timeball Hill Formation, Transvaal Supergroup, South Africa. *S. Afr. J. Geol.* **109**, 109–122 (2006).
- Yamashita, Y., Takahashi, Y., Haba, H., Enomoto, S. & Shimizu, H. Comparison of reductive accumulation of Re and Os in seawater-sediment systems. *Geochim. Cosmochim. Acta* **71**, 3458–3475 (2007).
- McManus, J. *et al.* Molybdenum and uranium geochemistry in continental margin sediments: Paleoproxy potential. *Geochim. Cosmochim. Acta* **70**, 4643–4662 (2006).
- Kump, L. R. & Barley, M. E. Increased subaerial volcanism and the rise of atmospheric oxygen 2.5 billion years ago. *Nature* **448**, 1033–1036 (2007).
- Hoffman, P. E., Kaufman, A. J., Halverson, G. P. & Schrag, D. P. A Neoproterozoic snowball Earth. *Science* **281**, 1342–1346 (1998).
- Kato, Y., Fujinaga, K. & Suzuki, K. Major and trace element geochemistry and Os isotopic composition of metaliferous umbers from the Late Cretaceous Japanese accretionary complex. *Geochem. Geophys. Geosys.* **6**, Q07004 (2005).
- Selby, D. & Creaser, R. A. Re-Os geochronology of organic rich sediments: an evaluation of organic matter analysis method. *Chem. Geol.* **200**, 225–240 (2003).
- Suzuki, K., Miyata, Y. & Kanazawa, N. Precise Re isotope ratio measurements by negative thermal ionization mass spectrometry (NTI-MS) using total evaporation technique. *Int. J. Mass Spectrom.* **235**, 97–101 (2004).
- Ohkouchi, N. *et al.* Biogeochemical processes in the saline meromictic Lake Kaiike, Japan: implications from molecular isotopic evidences of photosynthetic pigments. *Environ. Microbiol.* **7**, 1009–1016 (2005).
- Condie, K. C. Chemical composition and evolution of the upper continental crust: Contrasting results from surface samples and shales. *Chem. Geol.* **104**, 1–37 (1993).
- Ogawa, N. O., Nagata, T., Kitazato, H. & Ohkouchi, N. in *Earth, Life and Isotopes* (eds Ohkouchi, N., Tayasu, I. & Koba, K.) 339–353 (Kyoto University Press, 2010).

Acknowledgements

Y. S. thanks J. Kuroda, T. Nozaki, Y. Kato and J. L. Kirschvink for fruitful discussions, and S. Kimura, M. Hailstone and A. Pace for helping to collect rock samples. This study was partly supported by Grant in Aid from Japan Society for the Promotion of Science

(No. 14403004, No. 18340128, & No. 18684032), the 21st century COE Program at Department of Earth and Planetary Science of University of Tokyo, and the Mitsubishi foundation.

Author contributions

Y.S., K.S., R.S. and E.T. designed the study. Y.S., E.T., R.T., K.G. and S.Y. performed sample collection. Y.S. and K.T.G. performed measurements of major elements and Os and other redox-sensitive elements analyses. N.O. and N.O.O. performed total organic carbon and carbon isotope analyses. T.M. performed total sulphur analyses. Y.S. drafted the manuscript. All authors contributed to interpretation of the results and writing of the manuscript.

Additional information

Supplementary Information accompanies this paper at <http://www.nature.com/naturecommunications>

Competing financial interests: The authors declare no competing financial interests.

Reprints and permission information is available online at <http://npg.nature.com/reprintsandpermissions/>

How to cite this article: Sekine, Y. *et al.* Osmium evidence for synchronicity between a rise in atmospheric oxygen and Palaeoproterozoic deglaciation. *Nat. Commun.* 2:502 doi: 10.1038/ncomms1507 (2011).